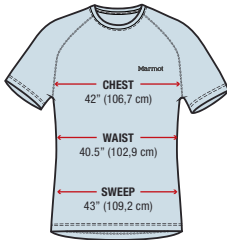


SIZE CHART

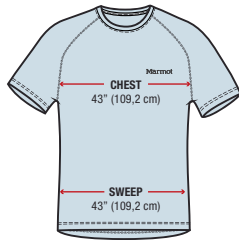
MEN'S KNITS

ATHLETIC



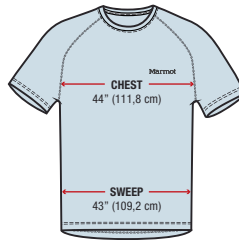
BACK LENGTH
29" (73,7 cm)

SEMI-FITTED



BACK LENGTH
28" (71,1 cm)

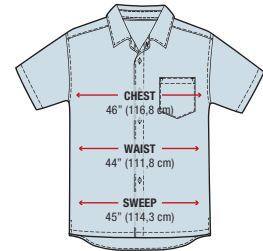
REGULAR



BACK LENGTH
28" (71,1 cm)

MEN'S WOVEN

WOVEN



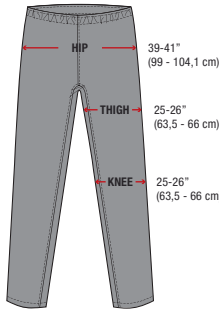
BACK LENGTH
29.75" (75,6 cm)
*30.62" (77,8 cm)

* Drop-tail measurements

MEN'S BOTTOMS

ATHLETIC

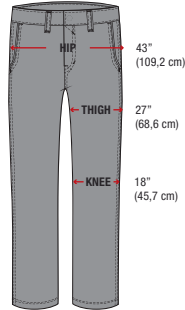
- > Sits below the waist
- > Slim fit through hip and thigh
- > Tapered through the knee and ankle



LEG OPENING → 13-16"
(33 - 40,6 cm)

REGULAR

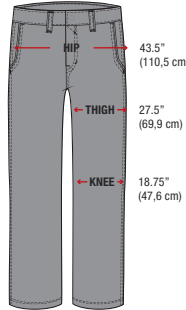
- > Our regular fit is our standard cut
- > Sits just below the waist
- > Tapers in at the knee
- > Stays straight through to the leg opening



LEG OPENING → 18"
(45,7 cm)

RELAXED

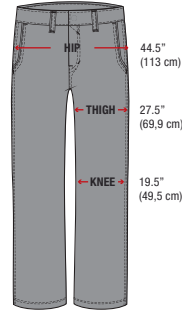
- > Our relaxed fit has slightly more room than our regular fit
- > Sits just below the waist
- > Relaxed through the leg
- > Stays straight through to the leg opening



LEG OPENING → 18.75"
(47,6 cm)

LOOSE

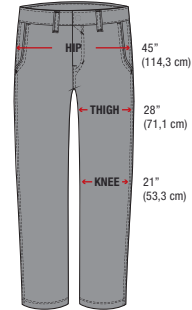
- > Our loose fit has more room than our regular fit
- > Sits just below the waist
- > Loose through the leg
- > Stay straight through to the leg opening



LEG OPENING → 19.5"
(49,5 cm)

CLASSIC

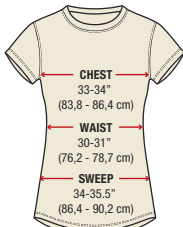
- > Our classic fit is our most relaxed fitting pant
- > Sits just below the waist
- > Loose through the leg
- > Tapers at the leg opening



LEG OPENING → 18"
(45,7 cm)

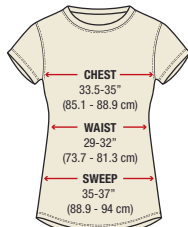
WOMEN'S KNITS

ATHLETIC



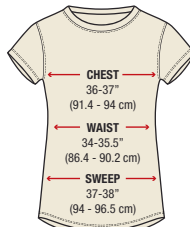
BACK LENGTH
23-25.5" (58,4 - 64,8 cm)

SEMI-FITTED



BACK LENGTH
24-27" (61 - 68,6 cm)

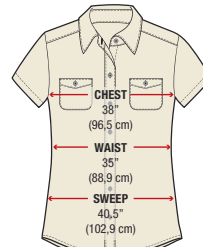
REGULAR



BACK LENGTH
24-24.25" (61 - 61,6 cm)

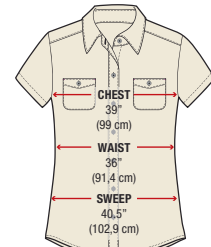
WOMEN'S WOVEN

WOVEN - SEMI-FITTED



BACK LENGTH
25.75" (65,4 cm)

WOVEN - REGULAR

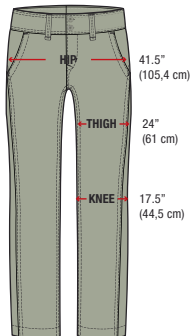


BACK LENGTH
25.75" (65,4 cm)

WOMEN'S BOTTOMS

ATHLETIC

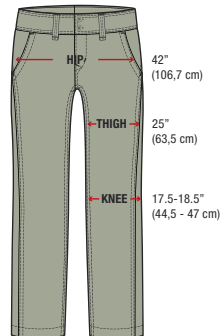
- > Sits below the waist
- > Slim through the leg
- > Tapers in at the knee
- > Stays straight to the leg opening
- > Various styles have tapered leg



LEG OPENING → 16.5-17.5"
(41,9 - 44,5 cm)

REGULAR

- > Our regular fit is our standard cut
- > Sits just below the waist
- > Tapers in at the knee
- > Stays straight through to the leg and slightly tapers at the leg opening



LEG OPENING → 17.5-18"
(44,5 - 45,7 cm)